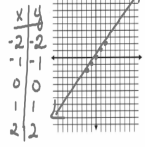


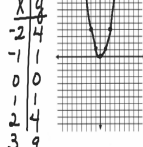
Parent Graphs

Create a table for each function. Then graph.

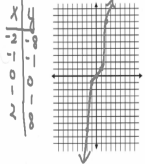
1. $y=x$



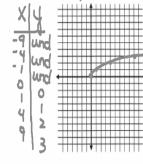
2. $y=x^2$



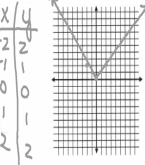
3. $y=x^3$



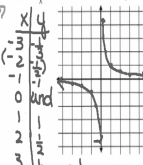
4. $y=\sqrt{x}$



5. $y=|x|$



6. $y=1/x$



quadratic

- ① quadratic - $y=x^2$
- ② cubic - $y=x^3$
- ③ absolute value - $y=|x|$
- ④ square root - $y=\sqrt{x}$
- ⑤ linear - $y=x$
- ⑥ rational - $y=1/x$